



District Report Card: 2017


State: Goa	District: South Goa
Class: 5	Subject: Language
Schools: 109	Students: 2847


Participation/Coverage


Students

GENDER 	Boys		Girls	
	Number	%	Number	%
	1422	49.95	1425	50.05

AREA 	Rural		Urban	
	Number	%	Number	%
	1509	53.00	1338	47.00

CATEGORY 	SC		ST		OBC		GEN	
	Number	%	Number	%	Number	%	Number	%
	64	2.25	479	16.82	266	9.34	2038	71.58

CWSN 	LD	VI	HI	S&LD	ID	Oth
	1	1	0	3	3	50

Management 	Government		Government-aided	
	Number	%	Number	%
	562	19.74	2285	80.26

Average Performance of Students in Language (%)

Overall	Gender		Area		Management		Social Group			
	Male	Female	Rural	Urban	Govt.	Aided	SC	ST	OBC	GEN
55.05	51.77	58.33	55.88	54.12	45.46	57.41	53.75	53.42	52.31	55.84

Performance on Learning Outcomes (LOs)

Learning Outcomes	Description	Average Performance(%)
L504	Reads and comprehends independently storybooks, news items/ headlines, advertisements etc.	56.24
L508	Reads text with comprehension, locates details and sequence of events	54.46

Range of Performance of Students who Answered Correctly							
Below 30%		30% - 50%		50% - 75%		Above 75%	
Number	%	Number	%	Number	%	Number	%
422	14.82	795	27.92	1066	37.44	564	19.81

Lowest Performing Learning Outcomes (LOs)

- 1 - Reads text with comprehension, locates details and sequence of events (54.46)
- 2 - Reads and comprehends independently storybooks, news items/ headlines, advertisements etc. (56.24)